


# DF-T

## Magnetic and Electronic proximity sensor

Sensors assembled on the cylinders detect the position of the piston by switching an electric signal as the magnetic field, produced by the magnet in the piston, approaches. Available in two different types: electromechanical with Reed bulb and electronic with magnetoresistive effect both in NO version with PNP output. The Reed bulb type normally works in both direct and alternating current while the electronic type works in direct current only (max 30V DC). In both types, the operative condition is indicated by a light diode.



### TECNICAL CHARACTERISTICS

Type	ELECTROMECHANICAL REED			ELECTRONIC PNP
	DF-T200L03	DF-T200M08	DF-T700L03	DF-T700M08
Part no.				
Working voltage (V AC/DC)	5÷120 V AC/DC	5÷120 V AC/DC	5÷30 V DC	5÷30 V DC
Max switching current (mA)	100	100	200	200
Max switching power (W/V)	10	10	6	6
Temperature (°C)	-10 ÷ +70			
Max voltage drop (V AC/DC)	2,5	2,5	1	1
Cable number and section (mmq)	2 x 2,8 (PUR)	2 x 2,8 (PUR)	3x2,8 (PUR)	3x2,8 (PUR)
Cable lenght (mm)	3000	300	3000	300
Contact	NO	NO	NO	NO
Max response time (ms)	1	1	1	1
State indicator (LED)	red	red	green	green
Electric circuit	A	-	C	-
Protection degree (NEMA 6)	IP67			
Shock resistance (G)	30	30	50	50

### EXTENSION CABLES

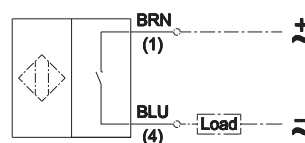
3m ext. cable with M08 3-poles connect. max 60 V	DHF-033M08
5m ext. cable with M08 3-poles connect. max 60 V	DHF-053M08

When using the M08 3-poles extensions cable with DF-T200 magnetic sensors, exclude the blue wire before to connect.

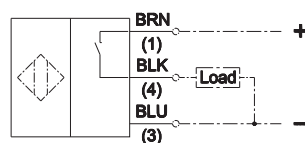
Pay attention to correct polarity; avoid magnetic fields to influence the electronic sensor; provide the KM-008200 filter in case of use of extension cables longer than 10m; provide dedicated filters in case of use of inductive loads.

### ELECTRICAL CIRCUITS

#### A AC/DC 2 wires NO



#### C DC 3 wires PNP NO



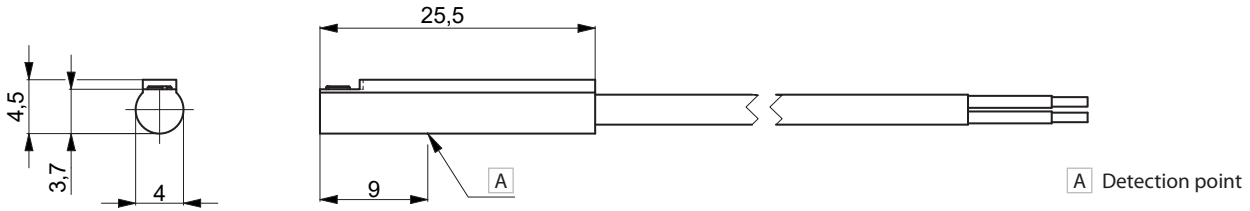
BRN = Brown    BLK = Black    BLU = Blue

#### M08

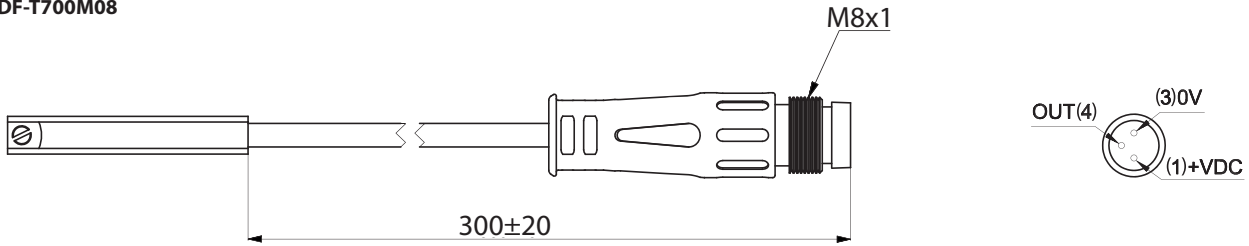


Dimensions

- DF-T200L03
- DF-T700L03



- DF-T200M08
- DF-T700M08



Sensor/Cylinder matching table

	DF-T	DF-T + DF-R002	DF-T + DF-R003
Cylinder series	JX1	JTES	JLES (Ø16÷63)
	JX2	JTEV	JLEV (Ø16÷63)
	YMA20	YMA11	
	YMP20	YMP40	
	YMP30	YMP50 (Ø32÷63)	
	YMP50 (Ø16÷25)		
	JLES (Ø12)		
	JLEV (Ø12)		
	YR3		

DF-R002/DF-R003 adaptor

Adaptor for sensor assembly on T-type groove (to be ordered separately)

